



Bribie Island State School Newsletter 10, 2025

Educational achievement.
Every student. Every day.



BriBEE BUZZaar



BriBEE (Brian Bee) Bucks

This term sees the commencement of BriBEE bucks and the BriBEE BUZZaar! which is proudly supported by BIKES, BIDCA and our own wonderful P and C.


Students displaying our school values of

Being Safe
Being Respectful and/or
Being an Active Learner

will earn a BriBEE buck to spend at the BUZZaar each Friday, second break.

Purchases will be named and sent to the office for collection at home time. Each student has their own named 'bank box' to store their Bucks, which will be managed by their classroom teacher.

[Click here to view items in the BUZZaar](#)



Week 4

[Click here to view Week 4's Bribee Bucks spending spree](#)

SCHOOL CALENDAR



BRIBIE ISLAND STATE SCHOOL CALENDAR T3

August

	MONDAY	TUESDAY	WEDNESDAY	THURSDAY	FRIDAY	SATURDAY/ SUNDAY
WEEK 4	4 7:30-8:15am Snr Band Rehearsal 8:10-8:50am Jnr Band Rehearsal 11am Touch Training Inst/Multi Lessons 3:15pm - 6:00pm Student learning conferences	5 Breakfast Club 8-8:45 strings ensemble Strings Lessons 3pm Gavel Club 11am Rugby Training	6 9am Percy's Playgroup 11am Touch Training 11am Cricket Training	7 8:20am Early Act Mini Vinnies Jeans for Genes Day/gold coin/Early Act 11am Rugby Training	8 Gala Day Yr 4-6 11am 3-6 Choir Breakfast Club 2:20pm Assembly	9/10
WEEK 5	11 SHOW HOLIDAY - Moreton Bay	12 Breakfast Club Strings Lessons 3pm Gavel Club 11am Rugby Training 11am Student Council Meeting	13 9am Percy's Playgroup 11am Student Council Meet 11am Touch Training 11am Cricket Training	14 8:20am Early Act Mini Vinnies 11am Rugby Training	15 Breakfast Club 11am 3-6 Choir Religion Lessons	16/17
WEEK 6	18 7:30-8:15am Snr Band Rehearsal 8:10-8:50am Jnr Band Rehearsal 11am Touch Training Inst/Multi Lessons	19 Breakfast Club 8-8:45 strings ensemble Strings Lessons Extra-curricular photo groups 3pm Gavel Club 11am Rugby Training	20 9am Percy's Playgroup 11am Touch Training 11am Cricket Training	21 8:20am Early Act Mini Vinnies Presentation of handbooks available for emerging leaders 3:45-6:15pm STAFF BERRY ST PD 11am Rugby Training	22 9am Book character dress-up day/assembly Breakfast Club 11am 3-6 Choir 2:20pm Assembly	23/24



BRIBIE ISLAND STATE SCHOOL CALENDAR T3

August - September

	MONDAY	TUESDAY	WEDNESDAY	THURSDAY	FRIDAY	SATURDAY/ SUNDAY
WEEK 7	25 7:30-8:15am Snr Band Rehearsal 8:10-8:50am Jnr Band Rehearsal 11am Touch Training Inst/Multi Lessons	26 Breakfast Club 8-8:45 strings ensemble Strings Lessons 3pm Gavel Club 11am Rugby Training 11am Student Council Meeting	27 9am Percy's Playgroup 11am Student Council Meet 11am Touch Training 11am Cricket Training	28 8:20am Early Act Mini Vinnies 3:45-6:15pm STAFF BERRY ST PD 11am Rugby Training	29 Breakfast Club 11am 3-6 Choir Religion Lessons Gala Day 4 - Yr 4-6	30/31
Week 8	1 7:30-8:15am Snr Band Rehearsal 8:10-8:50am Jnr Band Rehearsal 11am Touch Training Inst/Multi Lessons	2 Breakfast Club 8-8:45 strings ensemble Strings Lessons FATHERS DAY STALL 3pm Gavel Club 11am Rugby Training	3 9am Percy's Playgroup FATHERS DAY STALL 11am Touch Training 11am Cricket training	4 8:20am Early Act Mini Vinnies FATHERS DAY STALL 11am Rugby Training	5 Pupil Free Day	6/7
WEEK 9	8 7:30-8:15am Snr Band Rehearsal 8:10-8:50am Jnr Band Rehearsal Inst/Multi Lessons BISHS Yr 6 Transition Day 1	9 Breakfast Club 8-8:45 strings ensemble Strings Lessons 3pm Gavel Club 11am Rugby Training 11am Student Council Meeting	10 9am Percy's Playgroup 11am Student Council Meet 11am Touch Training Matt Gillett - Rugby League Comp 11am Cricket Training	11 8:20am Early Act Mini Vinnies 11am Rugby Training	12 Breakfast Club 11am 3-6 Choir Religion Lessons	13/14
WEEK 10	15 Inst/Multi Lessons 11am Touch Training	16 Breakfast Club Strings Lessons 3pm Gavel Club 11am Rugby Training	17 Yr 5/6 Camp 9am Percy's Playgroup Emerging leaders portfolio due	18 Yr 5/6 Camp	19 Yr 5/6 Camp Breakfast Club 2:20pm Assembly	20/21 SCHOOL HOLIDAYS

SEAS OF SUCCESS





WHAT'S NEW?

“THERE'S BEEN A SMALL CHANGE TO OUR PLAYTIME ROUTINE...”

✓ “FROM NOW ON, YOU WILL CHOOSE YOUR ACTIVITY FOR PLAY - REMEMBER WHAT YOU PICK IS WHERE YOU STAY!

🚫 “YOUR TEACHERS WILL REMIND YOU WHERE YOU CAN GO, AND THE SIGNS WILL HELP TOO!”

🕒 “IF YOU'RE EVER UNSURE, JUST ASK A TEACHER OR LOOK FOR THE SIGNS ”

WHY IS PLAYTIME IMPORTANT?

PLAYTIME IS A TIME TO:

- MAKE FRIENDS
- HAVE FUN
- TAKE A BREAK FROM LEARNING

BUT... PLAYTIME IS ONLY FUN WHEN EVERYONE FEELS SAFE AND INCLUDED!

SHARING IS CARING

- 💡 SHARE THE PLAYGROUND EQUIPMENT
- 👧 TAKE TURNS WITH GAMES
- 🗣️ INVITE OTHERS TO JOIN IN

IF YOU SEE SOMEONE LEFT OUT – BE KIND AND ASK THEM TO PLAY!

66

USE POLITE WORDS

SAY THINGS LIKE:

"CAN I HAVE A TURN PLEASE?"

"WOULD YOU LIKE TO PLAY?"

**AVOID SHOUTING, TEASING OR USING MEAN WORDS
– THEY HURT FEELINGS AND CAN SPOIL THE FUN FOR
EVERYONE.**



OUR PLAYTIME PROMISE:

◆ I WILL SHARE WITH OTHERS

◆ I WILL USE KIND AND POLITE WORDS

◆ I WILL HELP MAKE PLAYTIME SAFE AND

FUN FOR EVERYONE!





Be Respectful

Play Areas



Please

Thank you



I use polite language




SCHOOL ARRIVAL ROUTINE



OUR SCHOOL ARRIVAL ROUTINE



Arrive at school after 8:20am



Breakfast on Monday, Tuesday
& Friday @ The steam room




Head to the undercover area



Mobile phones in boxes




Greet each other



Line up in your class lines



Enact our values of courage,
growth, achievement



Actively Listen to the morning
messages

WEEKLY EVENTS



Bribie Brekkie Club




Bribie Brekkie Club

PROCESS FOR STUDENTS

1. BREAKFAST SERVED FROM 8:20AM - 8:40AM
2. LINE UP AT THE END OF THE SERVERY LINE
3. WAIT PATIENTLY
4. THANK OUR VOLUNTEERS
5. SELECT 1 ITEM
6. EAT YOUR ITEM WHILST SITTING IN THE STEAM ROOM AREA (TOAST IS AN 'ON THE GO' ITEM)
7. CONNECT WITH STAFF & STUDENTS
8. SCRAPE, RINSE, WASH & STACK ANY CUTLERY & BOWLS/PLATES/CUPS
9. MOVE TO THE UNDERCOVER AREA *8:45AM AT LATEST
10. HAVE A GREAT DAY!

•THE STEAM ROOM



Judy Diamond Arty
School

Judy Diamond
ARTY SCHOOL
EXPLORING LINE
DRAWING & PAINTING

Term 3 ~ 10 Weeks
Days ~ Monday & Tuesday
time : 3:30pm - 5:00pm

\$35 / lesson

TERM 3 MATERIALS \$25

Bribie Island State School

Room ~ B:08

bookings essential

Judy ~ 0439833771

B.ED(VISUAL ARTS), DIP(GR.DES)

Percy's Playgroup

BRIBIE ISLAND STATE SCHOOL



Percy's Playgroup

Wednesdays 8:50-10:00

In our ECDP building

Ages: 0-5

With Miss Nicky
& Miss Element

Wheels Go
Round and Round

Spreading our wings to learn and connect!



EVENTS
COMING UP



Book Character Dress Up Day

Reminder only two weeks until our Book Character Parade. If you need some ideas, have a look at last years costumes in the reel below!



SAVE THE DATE

AUGUST 22ND

Families of the community are invited to attend our event! More information will be shared soon!

Book Week Parade!



Extra-curricular Photo Day

Extra Curricular photos are booked in for Tuesday, 19th August 2025.

Photo forms will be sent home to students AFTER photo day and only to students who have had their group photo taken.

This extra curricular photo day mostly involves upper school age students.

Check your emails for the list of groups that will be photographed on the day.



Extra Curricular Photo Day

1 WEEK

UNTIL MSP PHOTOGRAPHY
VISITS OUR SCHOOL

Please call MSP on 3865 4291 if you have any questions.



NCCD DATA COLLECTION



FACT SHEET FOR PARENTS, GUARDIANS AND CARERS

WHAT IS THE NCCD?

The Nationally Consistent Collection of Data on School Students with Disability (NCCD) takes place every year.

The NCCD is a collection that counts:

- the number of school students receiving an adjustment or 'help' due to disability
- the level of adjustment they are receiving to access education on the same basis as other students.

Students are counted in the NCCD if they receive ongoing adjustments at school due to disability. This 'help' allows them to access education on the same basis as a child without disability. The NCCD uses the definition of disability in the *Disability Discrimination Act 1992*.

Schools provide this information to education authorities.

Go to **What is a reasonable adjustment?** below to learn about adjustments.

WHY IS THIS DATA BEING COLLECTED?

All schools in Australia must collect information about students with disability.

The NCCD:

- ensures that the information collected is transparent, consistent and reliable
- provides better information that improves understanding of students with disability
- allows parents, guardians, carers, teachers, principals, education authorities and government to better support students with disability.

Student with disability loading

Funding from the Australian Government for students with disability is based on the NCCD through the student with disability loading.

Students with disability who are counted in the top three levels of the NCCD (extensive, substantial and supplementary) attract the loading. Funding is based on a per-student amount at each of the three levels of additional support. The amount of the loading reflects the level of support students with disability need to participate fully in school, with higher funding for those who need higher levels of support.

Australian Government recurrent school funding is provided as a lump sum to school authorities including state and territory governments, which can then distribute the funding to their member schools according to their own needs-based arrangements.

The Government expects schools and school systems to consider their funding from all sources (ie Australian Government, state and territory and private) and prioritise their spending to meet the educational needs of all of their students, including students with disability.

WHAT ARE THE BENEFITS OF THE NCCD FOR STUDENTS?

The information collected by the NCCD helps teachers, principals, education authorities and governments to better support students with disability at school.

The NCCD encourages schools to review their learning and support systems and processes. This helps schools to continually improve education outcomes for all students.



WHAT MUST SCHOOLS DO FOR STUDENTS WITH DISABILITY?

All students have the right to a quality learning experience at school.

Students with disability must be able to take part in education without discrimination and on the same basis as other students. To ensure this, schools must make reasonable adjustments if needed for students with disability. Educators, students, parents, guardians, carers and others (eg health professionals) must work together to ensure that students with disability can take part in education.

The *Disability Discrimination Act 1992* and the *Disability Standards for Education 2005* describe schools' responsibilities.

WHAT IS A REASONABLE ADJUSTMENT?

An adjustment is an action to help a student with disability take part in education on the same basis as other students.

Adjustments can be made across the whole school (eg ramps into school buildings). They can be in the classroom (eg adapting teaching methods). They can also be for individual student need (eg providing personal care support).

The school assesses the needs of each student with disability. The school provides adjustments in consultation with the student and/or their parents, guardians and carers.

Schools must make reasonable adjustments if needed. The *Disability Standards for Education 2005* define 'reasonable adjustment' as an adjustment that balances the interests of all parties affected.

WHO IS INCLUDED IN THE NCCD?

The definition of disability for the NCCD is based on the broad definition under the *Disability Discrimination Act 1992*.

The following students are examples of those who may be included in the NCCD if they need monitoring and adjustments:

- students with learning difficulties (such as dyslexia)
- students with chronic health conditions (such as epilepsy or diabetes).

WHO COLLECTS INFORMATION FOR THE NCCD?

Schools identify which students will be counted in the NCCD. They base their decisions on the following:

- adjustments provided for the student (after consultation with the student and/or their parents, guardians and carers)
- the school team's observations and professional judgements
- any medical or other professional diagnoses
- other relevant information.

School principals must ensure that information for the NCCD is accurate.

WHAT INFORMATION IS COLLECTED?

A student is counted in the NCCD if they receive reasonable adjustments at school due to disability.

Each year, schools collect the following information about the student, including:

- their year of schooling
- the level of adjustment received
- the broad type of disability.


For students who have more than one disability, the school uses professional judgement to choose one category of disability. They choose the category that most affects the student's access to education and for which adjustments are being provided.

A high level summary of the NCCD data is available to all Australian state and territory governments to improve policies and programs for students with disability.

Supported by the Australian Government Department of Education and Training. © 2019 Education Services Australia Ltd, unless otherwise indicated. Creative Commons BY 4.0, unless otherwise indicated.



Supported by the Australian Government Department of Education and Training. © 2019 Education Services Australia Ltd, unless otherwise indicated. Creative Commons BY 4.0, unless otherwise indicated.



HOW IS THIS DATA USED?

The NCCD data informs funding and work by schools and sectors. It ensures that support for students with disability becomes routine in the day-to-day practice of schools. The NCCD also supports students in the following ways:

- The NCCD helps schools better understand their legislative obligations and the *Disability Standards for Education 2005*.
- Schools focus on the individual adjustments that support students with disability. This encourages them to reflect on students' needs and to better support students.
- The NCCD facilitates a collaborative and coordinated approach to supporting students with disability. It also encourages improvements in school documentation.
- The NCCD improves communication about students' needs between schools, parents, guardians, carers and the community.

The Australian Curriculum, Assessment and Reporting Authority (ACARA) annually publishes high-level, non-identifying NCCD data.

WHEN DOES THE NCCD TAKE PLACE?

The NCCD takes place in August each year.

IS THE NCCD COMPULSORY?

Yes. All schools must collect and submit information each year for the NCCD. This is detailed in the *Australian Education Regulation 2013*. For more information, ask your school principal or the relevant education authority.

HOW IS STUDENTS' PRIVACY PROTECTED?

Protecting the privacy and confidentiality of all students is an essential part of the NCCD.

Data is collected within each school. Personal details, such as student names or student identifiers, are not provided to federal education authorities. Learn more about privacy in the [Public Information notice](#).

FURTHER INFORMATION


Contact your school if you have questions about the NCCD. You can also visit the [NCCD Portal](#).

There is also a free e-learning resource about the *Disability Discrimination Act 1992* and *Disability Standards for Education 2005*.


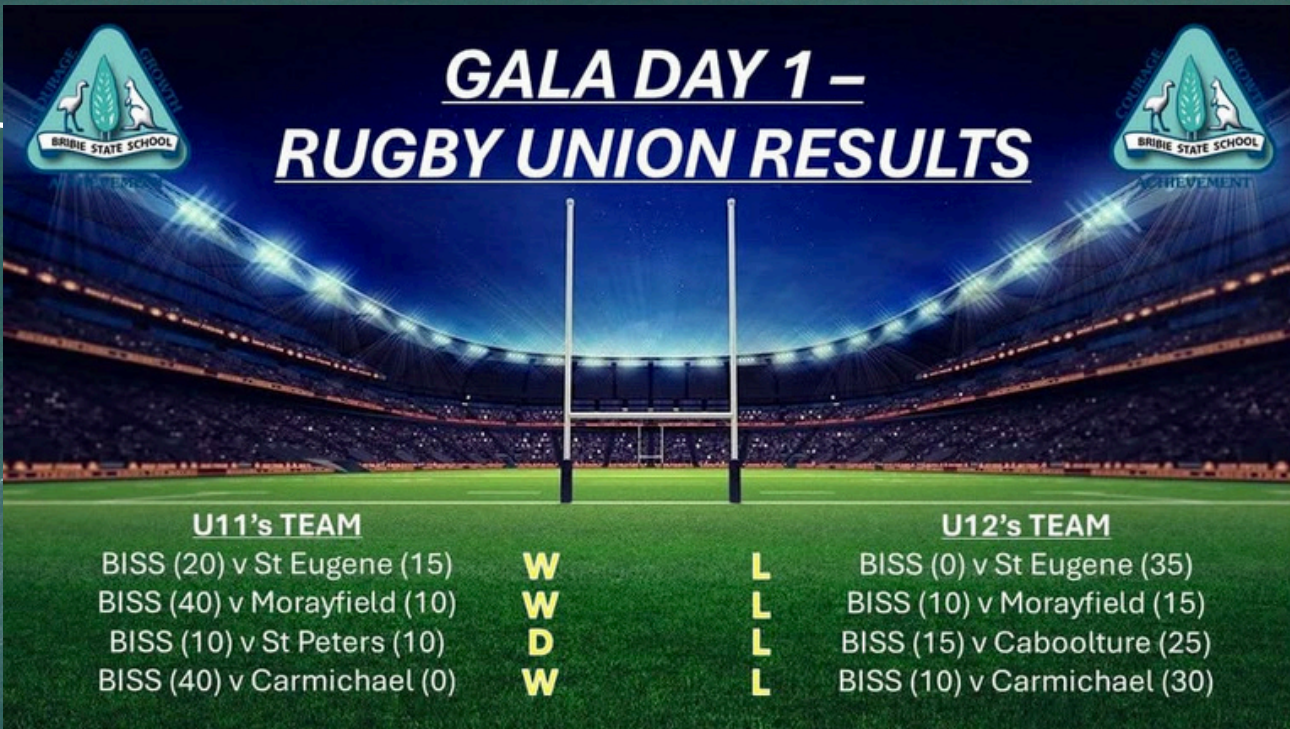

This document must be attributed as *Fact sheet for parents, guardians and carers*.



WHAT'S THE
BUZZ AT BRIBIE



Gala Day 1 Results



GALA DAY 1 – RUGBY UNION RESULTS

U11's TEAM		U12's TEAM	
BISS (20) v St Eugene (15)	W	L	BISS (0) v St Eugene (35)
BISS (40) v Morayfield (10)	W	L	BISS (10) v Morayfield (15)
BISS (10) v St Peters (10)	D	L	BISS (15) v Caboolture (25)
BISS (40) v Carmichael (0)	W	L	BISS (10) v Carmichael (30)

[Click here to view footage of our union boys!](#)



Gala Day 1 Results



GALA DAY 1 – CRICKET RESULTS



<u>JUNIOR TEAM</u>			<u>SENIOR TEAM</u>	
BISS (85) v St Pauls 1 (112)	L	L	BISS (37) v Jinibara (77)	
BISS v St Pauls 2 (mid game forfeit)	W	L	BISS (111) v ACC (190)	
BISS (145) v Burpengary Meadows (143)	L	W	BISS v St Pauls (forfeit)	

[Click here to view our students playing](#)



GALA DAY 1 – TOUCH RESULTS



<u>JUNIOR TEAM</u>	<u>SENIOR TEAM 1</u>	<u>SENIOR TEAM 2</u>
DRAW 2	DRAWS 1	WINS 6
LOSES 2	LOSES 4	

Student Council Pyjama Day

STUDENT COUNCIL



PYJAMA DAY



Student Council Pyjama Day

STUDENT COUNCIL



PYJAMA DAY



P&C Movie Night



[Click here to view](#)

Bribie Island State School

P & C MOVIE NIGHT



Thank
you

Movie Night Sponsors

Thank
you



Local Antenna Works

TV Antennas
Home Theatre
Security Cameras
Telecommunications

Shayne Law 0421 216 174

ABN: 53095631007
ACMA LIC: A008842
SECURITY PROVIDER LIC: 4150463



Adult Speech Pathology Services



We support people with communication and swallowing difficulties associated with:

- Stroke
- Dementia
- Brain injury
- Parkinson's
- Voice disorders
- Other neurological conditions

Immediate Availability at our Bribie clinic!



soundabilities.com.au
PH: 0481 227 871

VDF

FLOOR & WALL TILING

CALL VINI FOR A FREE QUOTE

0452014144

QBCC: 155 131 03

ACTIVE HAUS

PILATES AND WELLNESS STUDIO

Terry YOUNG
LNP for Longman



STRONG ECONOMY.
STRONGER FUTURE.



The Ink Shop

RayWhite.

C&K Childcare & Kindergarten
Early Learning since 1907

BRIBIE ISLAND BOWLS CLUB

BISTRO OPEN 7 DAYS
LUNCH & DINNER

110 LATEST GAMING MACHINES
FULLY STOCKED BOTTLE SHOP

TAB • KENO • TRIVIA •
SOCIAL BOWLS
COURTESY BUSES

PROUDLY SUPPORTING BRIBIE
ISLAND STATE SCHOOL

BRIBIE ISLAND BOWLS CLUB
11-23 WELSBY PARADE BONGAREE • WWW.BRIBIEBOWLS.COM



all
WHERE THE *locals* MATTER



soundabilities.com.au
PH: 0481 227 871

Immediate availability on Bribie for children under 5 to support early communication skills!



Join our waitlist for all other services.



Movie Night Sponsors



We Are Now
OPEN

PREMIUM **TEETH WHITENING**
ON BRIBIE ISLAND
WWW.LUXEBRIGHT.COM.AU

LUXEBRIGHTAU LUXEBRIGHT

Ariana
DOOLAN MP
MEMBER FOR PUMICESTONE

OFFICE HOURS
MONDAY TO FRIDAY
9am to 4:30pm

☎ 07 3474 2100
✉ pumicestone@parliament.qld.gov.au
📍 1/43 Benabrow Ave, Bellara QLD 4507
f @ArianaDoolanMP

Your Voice. Your Future

Dazzling Divas Beauty

Bar
Our Services

- Spray Tanning
- Brow Tinting
- Body Contouring
- Henna Brows
- Air Brushy Brows
- Lash Tint
- Waxing

Phone 0178572652 to Book Your Appointment
Today, Mention This Add To Get 10% Off With
Your First Visit

Brooke
SAVIGE

COUNCILLOR DIVISION ONE
CITY OF MORETON BAY

Thank You!!!

Charmaine Newmark
Naturopath & Counsellor

www.charmainenewmark.com

BHB
BRENDAN HARVEY
BUILDERS

Attax
Tax Accounting & Bookkeeping

Bribie
Island **RSL**
and Citizens Memorial Club inc.

Bribie Community Pharmacy
21 First Avenue, Bongaree

Sunsets On Bribie

Experience our new menu, with classics you'll love and the new favourites you'll crave.

We've also added mouth-watering Gourmet Pizzas, which are a must-try.

OPEN 7 DAYS
LUNCH: 12PM - 2PM
DINNER: 5PM - 8PM

Call our restaurant on 07 3408 1018 to book

BRIBIE ISLAND BOWLS CLUB
11-23 WELSBY PARADE BONGAREE • WWW.BRIBIEBOWLS.COM

Sponsors in the Spotlight

Bribie Island State School

SPONSORS IN THE SPOTLIGHT!

"Year 5 and 6 students ready to build and program their brand new mBots. These were purchased with a donation from the Bribie Island RSL Sub Branch, and we thank them for allowing us to enhance our skills in Robotics"

THANK YOU!



Bribie Island State School

SPONSORS IN THE SPOTLIGHT!



Bribie Island RSL
Sub-Branch



THANK YOU!



ASSEMBLY TERM 3, WEEK 4

[CLICK HERE TO VIEW OUR ASSEMBLY](#)



Assembly
2025

WEEK 4

TERM 3



Get to know our staff & student leaders

BRIBIE ISLAND STATE SCHOOL



MEET THE SPECIALIST TEAM

MR SETTLE



STEM - WEDNESDAYS

ABOUT ME

My education is a degree in Physics & Maths along with a Master of Teaching (Secondary). I also have a private pilots licence and a commercial drone licence. I started teaching in 2019 and now get the chance to teach STEM the primary school, which is a huge privilege. Teaching at the primary school has opened my eyes to the future of our young students and their contributions to our country.

FAVOURITES

COLOUR: BLUE

FOOD: BACON & EGGS

HOBBIES: SWIMMING, RIDING & HISTORY

COUNTRY: ENGLAND



YOU'LL FIND ME:

Yr 5/6



Learning Walks & Talks

LEARNING WALK & TALKS

.....

ASSESSMENT LITERATE LEARNERS
2025 SCHOOL GOALS


Senior

School

Week 2 Term 3



**STUDENTS SHARING THEIR
CLARITY OF ASSESSMENT FOR
TERM 3**



Qld Road Safety Week

WE'RE ONE TEAM QUEENSLAND. LET'S DRIVE LIKE IT.

Queensland Road Safety Week
18 – 22 August



Q | StreetSmartsQLD

DELIVERING
FOR QUEENSLAND



Queensland
Government



Qld Road Safety Week

Implementing a school road safety commitment

We all play a part to ensure our children and the broader school community are safe on our roads. Schools, together with the Department of Transport and Main Roads, Queensland Police Service, local councils, and local businesses, are all working together to make road safety a priority for our school communities.

Sadly, road trauma is a leading cause of death of Queensland children and youth. As a whole community, young people need our support and guidance to keep them safe on and around roads while they are still developing the cognitive, sensory, and physical skills required to be safe road users.

Having a road safety commitment that is supported by parents/carers and students can help unite a school community to ensure they are committed to travelling safely around schools. This guide can be tailored to highlight the key areas of concern in your school to help bring about lasting safe behaviours on our roads.

The Department of Transport and Main Roads supports safe school travel with the SafeST program and resources. For more information contact your local **TMR road safety officer**.



Qld Road Safety Week

BRIBIE ISLAND STATE SCHOOL road safety commitment

Everyone has a role to play in making our school as safe as possible. As a community, we are committed to three core safety values:

Patience

School start and finish times are busy, and school traffic can be frustrating. We are committed to patience and planning to ensure our children get to and from school safely and on time.

Respect

We respect each other and follow the rules on the roads, in the carpark, and in the drop-off zone. This includes:

- only parking where it is safe and legal to park
- adhering to school zone speed limits
- obeying the school crossing supervisor teachers/volunteers.

Empowerment

While children are still developing the skills they need on the roads, they need the support of the whole community. They are watching and learning. We are committed to modelling safe behaviours on our roads.

Qld Road Safety Week

Our school road safety expectations

Road rules for parents and carers

As adults, our behaviour on the road directly contributes to the safety of children, teachers, and the broader school community. We expect our school community to:

- Remember our children are watching and learning from us.
- Model safe behaviours on and around the road.
- Obey the signed speed limit.
- Obey the school crossing supervisor and teachers/volunteers in school zones.
- Follow the road rules (eg. not perform U-turns where not permitted, cross double lines, or illegally use a mobile phone).
- Comply with loading zone signs.
- Only park where it is safe and legal.
- NOT double park, park on yellow lines, mount the curb, or park illegally.
- Ensure children are:
 - wearing a seatbelt every time
 - wearing a helmet when riding a bike or scooter
 - using the footpath
 - watching out for cars in driveways and parking zones.

Qld Road Safety Week

Our school road safety expectations

Road rules for students

There are things students can do to make sure they get to and from school safely. They can also be a role model and help keep other students safe if they need help. Student should:

Around roads

- Stop, look, listen, and think before they cross the road.
- Obey the school crossing supervisor and teachers/volunteers.
- Cross the road only when it is safe.
- Cross only at school crossing, pedestrian crossing, or traffic lights.
- Be careful around traffic.
- Not play around roads.
- Look out for cars around driveways and parking areas.
- Use paths entering the school and not driveways, which are for vehicles only.

When travelling

- Wear seatbelts in cars or on buses, every time.
- Only exit and enter a vehicle from the footpath side, where possible.
- Wear a helmet when riding bikes or scooters, every time.

When with parents and carers

- Watch my parents/carers (and teachers) as an example.
- Remind my parents/carers to follow the rules.

Qld Road Safety Week

Road safety find-a-word

Road safety words list

Bicycle
Pedestrian
Helmet
Seatbelt

Motorcycle
Scooter
School zone
StreetSmarts

Distraction
Licence
Stop
Transport

Driving
Traffic light

A D O Q S
T Y E S B B R T E
D X H R C B F I J L K
Y U I I A H H I A T C C P G
Q P S H E R O R J R E Y W O C
D U E T E E E O V A A D C C O E O
E A D R L T T L E O F E R F L H T
L L E E A M R O Z S F F P O K J E L H
Z C N S C E E O O P R I D T T X B E O
B I S T T T R C N O V C T O R B L B Y
K T L R I U K S E E E L I M A A A T N
Q E N I O M A R C D R I V I N G T A M
P N A N U D N E L W G O E S R E E
P D N I O E T T I A H R K P U O S
O N N C E I U L E T M C O S N
T R X C L I C E N C E R E M
S T R E E T S M A R T S
E R D I S I Y U M
K K J K H

Qld Road Safety Week

Road safety quiz questions

Primary school children

Individual or team name: _____

Please circle the correct answer.

Question 1:

1. What is the only sign that exclusively uses an octagon shape?
- a) Give Way sign
 - b) Roundabout sign
 - c) Stop sign

Question 2:

2. When I get into a car, what should I do before the driver starts the car?
- a) Brush my hair
 - b) Put my seatbelt on
 - c) Read a book

Question 3:

3. When is it safe to unbuckle your seatbelt?
- a) When the car is moving
 - b) When you are stopped at traffic lights
 - c) When the car has stopped and is parked at its destination

Question 4:

4. How can you be a safe passenger in the car?
- a) Make lots of noise
 - b) Move around
 - c) Sit quietly and not distract the driver

Question 5:

5. At zebra crossings, you should...
- a) Before crossing, wait for cars to see me and stop
 - b) Walk out and assume cars will stop for me
 - c) Run across the crossing without waiting for cars to see you or stop

Question 6:

6. What should you do when riding a bike / scooter?
- a) Always wear a helmet
 - b) Look out for others
 - c) Keep left on footpaths
 - c) All of the above

Qld Road Safety Week

DIY mini road signs

Make your very own road signs in just four easy steps.
Download and print this page, add some toy cars, and play all day!

What you'll need:

- A4 paper
- Scissors
- Adhesive gum
- A printer
- Toothpicks
- Small coins

Step 1: Print this page and cut out each of the road signs.

Step 2: Add adhesive gum to the back of the road sign, and the top of the toothpick. Press these together.

Step 3: Stick the other toothpick end to the top of the coin with adhesive gum. Press these together.

Step 4: Nice work. You've just made a road sign! Repeat for the others, then get playing.



Helping Hands

Save with CCS!

Did you know?

Outside School Hours Care (OSHC) is eligible for the Child Care Subsidy (CCS)! Which means you can save up to 90% off your fees.

With CCS, even more families can access quality programs such as our **Rise then Shine** before school program, **Stay and Play** after school program, and our **Holiday HQ** school holiday programs at a very affordable rate.

Our term time and school holiday programs are designed to support school communities and busy families; by providing an engaging and educational environment where kids can make new friends, learn important life skills, and get ready for whatever comes next – both in and out of the classroom!

All of our 460+ services across Australia are registered and approved by the Australian Government to ensure parents at our services can access CCS.

Am I eligible for CCS?

If your family earns under \$533,280pa and meets the following requirements, you are eligible for the Child Care Subsidy (CCS).

You or your partner must meet all of the following:

- care for your child at least 2 nights per fortnight, or have 14% care
- are liable for fees for care provided at an approved child care service. Every centre we run across Australia is registered and approved by the Australian Government
- meet the residence rules.

Your child must also meet both of these:

- immunisation requirements
- not be attending secondary school unless an exemption applies.

Continues next page

*Based on Australian average household income and average session fee.



Helping Hands

How much can I save?

The Child Care Subsidy amount you're eligible for will be based on the following:

- your family's income
- the hourly rate cap based on the type of approved childcare you use and your child's age
- the hours of activity you and your partner do
- the number of children in your care. The amount of subsidised childcare you can access per fortnight applies to each child.

You can use this Payment and Service Finder to estimate how much Child Care Subsidy (CCS) you may get.

How do I make a claim?

You need to set aside about 30 minutes to do the following:

1. Create a MyGov account and link it to Centrelink. If you've claimed a payment before, you can use your Centrelink Customer Reference Number (CRN) to link Centrelink to myGov.
2. Provide your identity. You can do this by providing one document from each of the following lists:
 - Australian birth certificate, Australian citizenship certificate, Australian passport, Australian visa
 - Australian driver license, Australian Certificate of Registration by Descent, ImmiCard
 - You may also need to enter some details from your Medicare card.
3. As you complete your claim, you may be asked for certain documents or information. These will show as required in your claim. Documents may include:
 - Tax File Number, child's birth certificate, financial records, employment details (payslip) Health Card, relationship status, residence details if you have lived outside of Australia.
4. Confirm your enrolment by asking your childcare service for your enrolment details then confirm them by using your Centrelink online account through myGov. Select Family from the menu, followed by Child Care then Enrolments.

What happens next?

Once your claim has been processed you will receive an Assessment Notice either by regular mail or via your MyGov Inbox.

The Assessment Notice will inform you of the following:

- if you're eligible
- the childcare fee assistance you will receive
- the annual cap that applies to you
- the withholding amount

If you are eligible, the payment will be automatically applied to the fees billed by your childcare service. You don't have to do anything else!

It is your responsibility to then keep your information up to date. You can do this by regularly checking your details are correct in MyGov and tell them if:

- your family's income changes
- your or your partner's activity levels change
- your relationship status changes
- there are any other changes to your or your partner's circumstances.

Your information about your family circumstances needs to be accurate so you receive the correct amount of CCS.

How can I get help?

If you get stuck or need any assistance, give us a call on 1300 612 462.

If you require more information about the changes to CCS, visit servicesaustralia.gov.au/changes-if-you-get-family-payments

Learn
more
about
CCS



IN THE
COMMUNITY



Bribie Pantry



THE BRIBIE PANTRY

Providing low-cost
groceries to assist
local people with daily
home expenses.

195 First Ave,
Bongaree
Behind Freedom
Church

OPEN

Tuesday 7:00 - 11:45 am
Thursday 7:00 - 11:45 am
& 5:00 - 6:30 pm

FREE Bread +
FREE fruit and
veggies (with min.
\$5 purchase as
available.

Ph 07 34500606

Friendly, helpful
service guaranteed!
ALL WELCOME!

Caboolture Early Years



CABOOLTURE EARLY YEARS PLACE



Free
Service

Children's
Programs

Parenting
Programs

Family
Support

Child
Health



☎ (07) 5428 1477

✉ admin@eyp.ladygowrie.com.au

🔗 [@cabooltureearlyyearsplace](#)

Caboolture • Morayfield • Burpengary • Woodford

Caboolture Early Years

EYP PROGRAM INFORMATION

"SUPPORTING FAMILIES TO GIVE CHILDREN THE BEST START"

★ **FREE** ★
PROGRAMS

Discover, think, play and
learn alongside your child!

Our programs are FREE and span
across 0 - 8 years. They provide a
chance to meet other families
and engage in fun, educational
activities.

OUR PROGRAMS

Delivered by both a qualified Early
Childhood Educator and Family Support
Worker, our programs are open to all
families and consist of fun, educational
activities with your child.

PRE-KINDY AND FAMILIES

Pre-Kindy is open to families living within
the catchment and is facilitated by an
Early Childhood Teacher and Educator.
For children turning 3 years by 30th June.

FAMILY SUPPORT

Any family (living within the catchment)
who has a child 0 - 8 years can access
individual support. To enquire about
support please call 5428 1477 and speak
with an intake worker.

PARENTING AND FAMILY PROGRAMS

Parenting programs can help
support carers to build
connections with their children
and develop strategies to help
understand and support children's
growth and development.

Family programs can help
support children in a
number of areas such as:
social and emotional
development, resilience,
confidence and self-esteem.

CHILD HEALTH ONSITE

A Child Health Nurse
attends our programs when
available. Appointments at
our sites can be made by
calling 1300 366 039.

FOLLOW OUR SOCIALS



Keep up to date with our weekly calendar
via **Caboolture Early Years Place** on
Facebook & Instagram; or email
admin@eyp.ladygowrie.com.au to join
our mailing list.



Phone: (07) 5428 1477
Email: admin@eyp.ladygowrie.com.au

BUBs: 0 - 12 months
Early Explorers: 12 - 36 months
Playtime: 0 - 5 years
Afternoon Playtime: 0 - 8 years
Pre-Kindy: Enrolled, year prior
to Kindy

CABOOLTURE EARLY YEARS PLACE



Caboolture Early Years

EYP TERM CALENDAR



Caboolture

64 Manley St, Caboolture

TUESDAY

Afternoon Playtime
3:00 - 4:15pm
0 - 8 years

THURSDAY

BUBs (Bringing Up Baby)
9:30 - 11:30am
Under 12 months

FRIDAY

Early Explorers
9:30 - 11:30am
12 - 36 months



Morayfield

10B Torrens Rd, Morayfield
(behind Loaves & Fishes, near McDonalds)

MONDAY

Playtime
9:30 - 11:30am
Up to school age

TUESDAY

BUBs (Bringing Up Baby)
2:00 - 3:30pm
Under 12 months

THURSDAY

Early Explorers
9:30 - 11:30am
12 - 36 months



Burpengary

67 Kurrajong Dr, Burpengary

WEDNESDAY

Early Explorers
9:30 - 11:30am
12 - 36 months

THURSDAY

BUBs (Bringing Up Baby)
9:30 - 11:30am
Under 12 months

FRIDAY

Playtime
9:30 - 11:30am
Up to school age



Woodford

9 Peterson Rd, Woodford

MONDAY

BUBs (Bringing Up Baby)
9:30 - 11:30am
Under 12 months

THURSDAY

Playtime
9:30 - 11:30am
Up to school age

Bribie Island

St Peters Anglican Church Hall,
Cnr Banya & Foster St,
Bongaree

THURSDAY

Playtime
10am - 12pm
Up to school age

